

Harness the power of our best-in-class rent data via our API

Seamlessly integrate our rent data into your system to build unique applications that deliver value to your end users.

How It Works

Build applications with access to our rent data via our API. Designed with logical architecture, the Rentometer API can be easily implemented by your developer.



**Rent Data from
Rentometer**

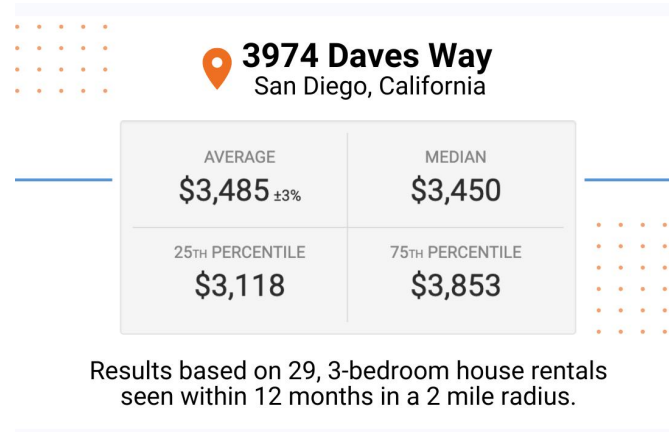


Rentometer API



Your Application

QuickView™ Rent Estimate Endpoint



- Rent estimate for subject property including the average, median, 25th and 75th percentile rents.
- Each address that you request costs one (1) QuickView™ credit.

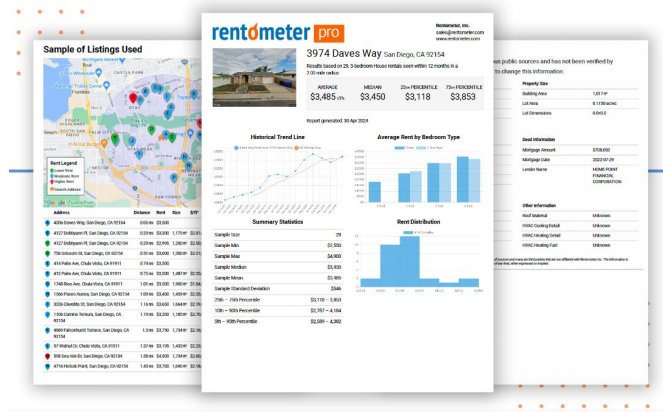
QuickView™ Credit Pricing:

- \$99 for 1,000 QuickView credits
- \$199 for 2,500 QuickView credits
- \$299 for 5,000 QuickView credits
- \$499 for 10,000 QuickView credits
- For higher volume tiers, contact sales@rentometer.com

How to Access

- A Pro subscription is required to access the Rentometer API
- All Pro subscriptions include 1,000 complementary QuickView™ credits

Pro Report Endpoint



- A comprehensive rent report based on your subject property delivered as a link to a PDF file.
- Each address that you request costs one (1) Pro Report.

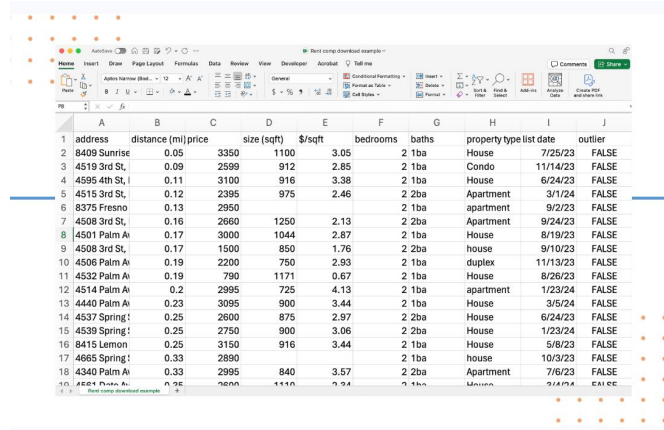
Pro Report Pricing:

- \$29 for 10 Pro Reports
- \$99 for 100 Pro Reports
- \$199 for 250 Pro Reports
- For higher volume tiers, contact sales@rentometer.com

How to Access

- A Pro subscription is required to access the Rentometer API
- All Pro subscriptions include 200 complementary Pro Reports

Nearby Rent Comps Endpoint



	A	B	C	D	E	F	G	H	I	J
	address	distance (mi)	price	size (sqft)	\$/sqft	bedrooms	baths	property type	list date	outlier
1	8409 Sunrise	0.05	3350	1100	3.05	2	1ba	House	7/25/23	FALSE
2	4519 3rd St,	0.09	2599	912	2.85	2	1ba	Condo	11/14/23	FALSE
3	4595 4th St,	0.11	3100	916	3.38	2	1ba	House	6/24/23	FALSE
4	4515 3rd St,	0.12	2395	975	2.46	2	2ba	Apartment	3/1/24	FALSE
5	8375 Fresno	0.13	2950			2	1ba	apartment	9/2/23	FALSE
6	4508 3rd St,	0.16	2660	1250	2.13	2	2ba	Apartment	9/24/23	FALSE
7	4501 Palm Ai	0.17	3000	1044	2.87	2	1ba	House	8/19/23	FALSE
8	4508 3rd St,	0.17	1500	850	1.76	2	2ba	house	9/10/23	FALSE
9	4506 Palm Ai	0.19	2200	750	2.93	2	1ba	duplex	11/13/23	FALSE
10	4532 Palm Ai	0.19	790	1171	0.67	2	1ba	House	8/26/23	FALSE
11	4514 Palm Ai	0.2	2995	725	4.13	2	1ba	apartment	1/23/24	FALSE
12	4440 Palm Ai	0.23	3095	900	3.44	2	1ba	House	3/5/24	FALSE
13	4537 Spring!	0.25	2600	875	2.97	2	2ba	House	6/24/23	FALSE
14	4539 Spring!	0.25	2750	900	3.06	2	2ba	House	1/23/24	FALSE
15	8415 Lemon	0.25	3150	916	3.44	2	1ba	House	5/8/23	FALSE
16	4665 Spring!	0.33	2890			2	1ba	house	10/3/23	FALSE
17	4340 Palm Ai	0.33	2995	840	3.57	2	2ba	Apartment	7/6/23	FALSE
18	4501 Palm Ai	0.17				2	1ba	House	9/14/23	FALSE

- A detailed list of rent comps near the subject property or point of interest.
- Each address that you request nearby comps for costs one (1) Premium credit.

Premium Credit Pricing:

- \$99 for 250 Premium credits
- \$249 for 1,000 Premium credits
- For higher volume tiers, contact sales@rentometer.com

How to Access

- A Pro subscription is required to access the Rentometer API
- All Pro subscriptions include 50 complementary Premium credits

Property Rent Monitoring Endpoint

- Receive recent rent prices for a specific property updated within the last 30 days (if available*)
 - Each address you request rent prices for costs one (1) Premium credit.
- * Customers are charged for each endpoint call, including when there has been no change/update in price.

Premium Credit Pricing:

- \$99 for 250 Premium credits
- \$249 for 1,000 Premium credits
- For higher volume tiers, contact sales@rentometer.com

How to Access

- A Pro subscription is required to access the Rentometer API
- All Pro subscriptions include 50 complementary Premium credits